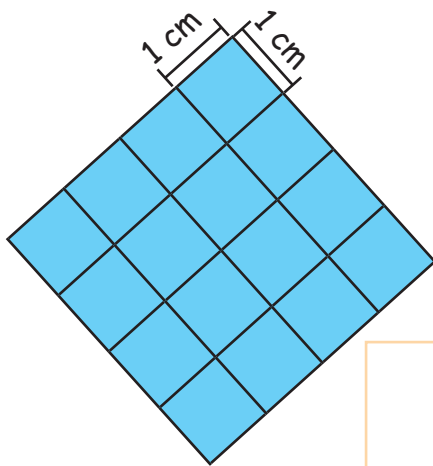
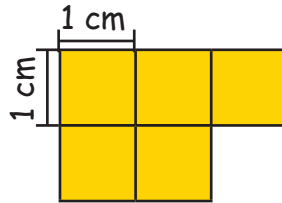


KOMPETENZCHECK  
FLÄCHEN / BRÜCHE / SYMMETRIE

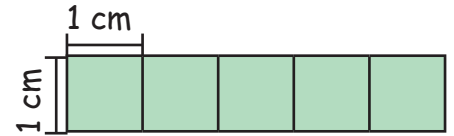
Berechne den Umfang und den Flächeninhalt folgender Figuren!




U =   
A =



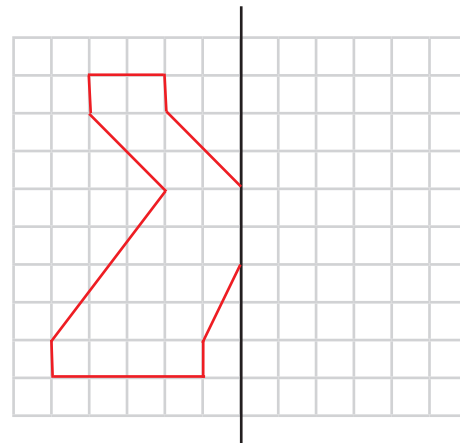
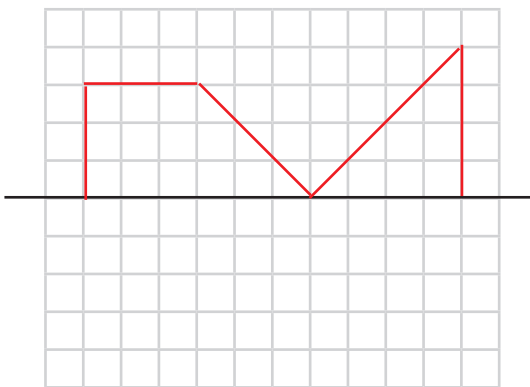
U =   
A =



U =   
A =



Ergänze die symmetrischen Muster!



<, > oder = Was ist richtig?

$\frac{5}{8} \square \frac{5}{7}$

$\frac{1}{4} \square \frac{2}{8}$

$\frac{1}{2} \square \frac{1}{4}$

$\frac{4}{8} \square \frac{1}{2}$

$\frac{2}{8} \square \frac{2}{4}$

$\frac{2}{4} \square \frac{1}{8}$

$\frac{7}{8} \square \frac{1}{2}$

$\frac{1}{2} \square \frac{2}{4}$

$\frac{1}{8} \square \frac{1}{2}$

$\frac{4}{8} \square \frac{3}{4}$

$\frac{6}{8} \square \frac{3}{4}$

$\frac{1}{1} \square \frac{1}{2}$