













Ordnen von Einer und Zehner

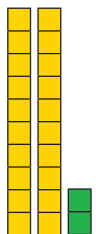
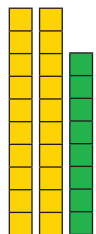
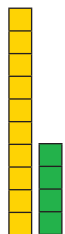
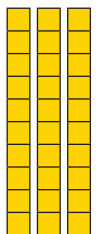
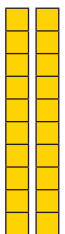

1. Arbeiten mit Zehnerstreifen und Einerkästchen:

Zähle die unten abgebildeten Zehnerstreifen und Einerkästchen. Schreibe dann die Zahl, die sich daraus ergibt, unten hin.

					
1 Z 5 E	Z E	Z E	Z E	Z E	Z E
↓	↓	↓	↓	↓	↓
<input type="text"/>	<input type="text"/>	<input type="text"/>	<input type="text"/>	<input type="text"/>	<input type="text"/>

					
Z E	Z E	Z E	Z E	Z E	Z E
↓	↓	↓	↓	↓	↓
<input type="text"/>	<input type="text"/>	<input type="text"/>	<input type="text"/>	<input type="text"/>	<input type="text"/>

2. Lese aus den Kästchen die Zahlen ab und schreibe sie unten hin:

					
2 Z 2 E	2 Z 8 E	1 Z 4 E	3 Z 7 E	2 Z 5 E	1 Z 9 E
↓	↓	↓	↓	↓	↓
<input type="text"/>	<input type="text"/>	<input type="text"/>	<input type="text"/>	<input type="text"/>	<input type="text"/>